

Speech and Language Therapy

The most helpful activities for you to do with your child are the ones outlined in their personal Speech and Language Therapy programme. These programmes clearly state the activity your child needs in support with, for example, activities may include taking on the speaker or listener role, learning to understand the words we use, or focussing on the production of speech.

Occupational Therapy

Some of the children will also have received their personal Occupational Therapy programmes that supports their gross motor, fine motor and self-care skills. All the children would benefit from moving on in their self-care skills that may include doing buttons and zippers independently. Do they help you to prepare meals and clean up? Are you increasing the variety of their diet.

I watched a webinar on Sensory Processing that I think may be of interest:

<https://www.facebook.com/134048836652129/videos/523055785068199/>

Reading

Please continue to read with your child daily, listen to them read and of course listen to you read by sharing books you have at home that they can't read by themselves. Support your child to read the words that are written on the page and use their phonics to blend unknown words. Talk about the illustrations as you add meaning to the text. You can also download sight words and tricky words from the same webpage you downloaded this. Access to the Phonicsplay website is currently free:

<https://new.phonicsplay.co.uk>

Social Interaction

Playing card and board games as a family promotes the social interaction they need to function with their peers. Learning to take turns, manage stresses such as losing are key learning opportunities for your child to develop and grow. Games like snap or connect four are fun and easy, but some like snakes and ladders as well as go fish.

BBC Bitesize

The BBC is has started daily lessons for all ages. Their link is below:

<https://www.bbc.co.uk/bitesize/primary>

Twinkl have also offered parent free access for a month.

Follow the link: <https://www.twinkl.co.uk/offer> and enter the code: CVDTWINKLHELPS

School Closure Learning Packs by Twinkl for Key Stage One:

<https://www.twinkl.co.uk/resources/class-management/school-closure-home-learning-classroom-management-key-stage-1-year-1-year-2>

Minibeasts and their Micro Habitats

Week 6: 1st June

Literacy: Diary of a Fly

<https://www.youtube.com/watch?v=tmUljHSUg9Q>

Discuss that we are currently in the month of May but this book is set in June. When will it be June? Next month, it comes after May.

Do you remember the five senses and the body part you use for them?

Can you make an "All About Me" book? A life story book which includes significant events like when you were born, your birthdays, special religious events, other big events like first day of school etc.

What do fly and Superworm have in common? What makes fly a good superhero?

More Literacy: Watch Eric Carle's The Very Quiet Cricket

Talk about Eric Carle as an author and an illustrator. Which of his books is your favourite?

<https://www.youtube.com/watch?v=YdiGEjz5b0Q>

What other minibeasts did the little cricket meet? Grasshopper, worm, spittle bug, cicada, bumble bee, dragon fly, mosquitos, lunar moth, finally another cricket.

How do you think the cricket felt? He wanted to say hello but didn't know how.

Music: Minibeasts Song

<https://www.youtube.com/watch?v=LoleeIEPGJI>

Did you learn any facts from the sound? Make sure to listen to the lyrics carefully.

Can you name the instruments you hear? Double Bass and Ukulele.

PE: 5-a-day

<https://www.youtube.com/user/5adayTV/videos>

Children may choose which clip to follow. They would be used to these videos as we use them at school.


Joe Wicks also does a work out especially for children every morning at 9am.

<https://www.youtube.com/playlist?list=PLyCLOPd4VxBvPHOpzoEk5onAEbq40g2-k>


Science and Maths:

1.5 Check your progress


1





dry place





wet place



eagle


frog


duck


goat


lion


fish


a Which animals might live in the dry place?
b Which animals might live in the wet place?


2 Some learners compared the number of plants and minibeasts found in two different places in their school. This is what they found.


Place	Number of minibeasts found	Number of plants found
A	15	25
B	5	3

a Which place is best for minibeasts and plants to live in?
b Why do you think this place is better for minibeasts and plants to live in?

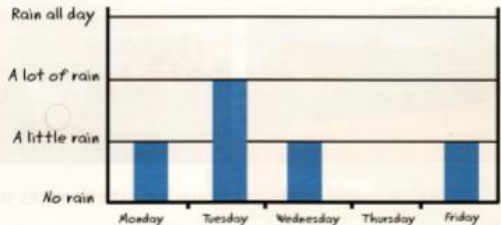
3 What could we do to solve the problems in these environments?


A


B


C

4 Some learners measured the amount of rain each day and drew this block graph.



a On how many days did it rain?
b On which day was there most rain?
c On which day was there no rain?
d How much rain might there be on Saturday?

More Maths:

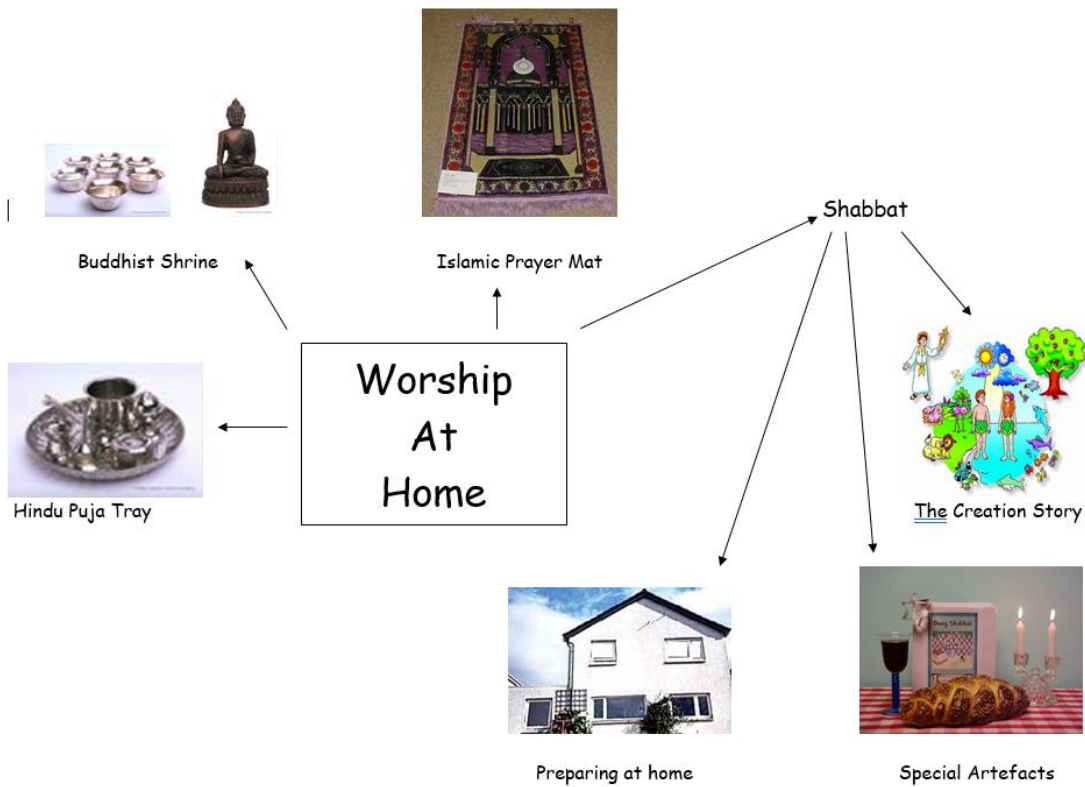
Put a number into the blank space for your child to work out the answer.

The spider caught ten insects in its web. It eats _____ of them.
How many insects are left?

The very quiet cricket ate _____ flies in the morning and _____ flies at lunch . How many flies did the cricket eat?

The children should be able to read the question and note the keywords then write a calculation. They can use their number bonds knowledge to work it out or jottings to help them.

RE and Art: Worship at Home



Watch why Jewish people celebrate

<https://www.youtube.com/watch?v=vjmjZWHXKFY&t=13s>

During **Shabbat Jewish** families remember how God created the world; Read `A Day To Rest`

List what god created on each day: Day 1: light; Day 2: water; Day 3: plants; Day 4: night & day; Day 5: animals; Day 6: man & woman; Day 7: rested

Support your child to choose a day and paint a picture of it, maybe you could do one day per day.